

ftit KULJUM

matematika għal kulhadd

Tasks for Year 3 and Year 4



SCIENCE CENTRE
PEMBROKE MALTA



MINISTRY FOR EDUCATION AND EMPLOYMENT
DIRECTORATE FOR LEARNING AND ASSESSMENT PROGRAMMES

Maths Crossword


What is equal to ... ?

NOTE: The first one is done for you as an example.

- 1 tens and 6 units = sixteen
- Six lots of four
- 30 less than 100
- Double 6
- 14 rounded to the nearest 10
- What number must be added to 17 to make 20?
- 20 more than 41
- In the number 132 which digit is in the units place
- Half of sixty and add 10
- When counting in 10s from 0, all the numbers end in this digit.
- A 2 digit odd number less than 15. Its digits add up to 2.
- A single digit number in the 3 times table.
- 43 take away 30

Now write your answers in the crossword. Write all the numbers in words.

THINK WELL about which number name to put in first!



Mathemagicians

Think of a number

Double it

Add 10

Half it

Take away the number you started with

And the answer is

TRY THIS WITH 3 DIFFERENT NUMBERS. WHAT DO YOU NOTICE?



Think of a number

Double it

Add 12

Half it

Take away the number you started with

And the answer is

TRY THIS WITH 3 DIFFERENT NUMBERS. WHAT DO YOU NOTICE?

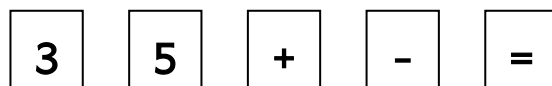


Now that you've understood the rule, can you invent your own puzzles?

Maths with Super M

Super M's calculator is broken.

Unfortunately, only these buttons work.



Can you help SuperM make all the answers from 11 to 20 with his broken calculator?

Example: SuperM can make **11** by pressing **3 + 3 + 5 =** on his calculator.

1. **11 = 3 + 3 + 5**

7. **17**

2. **12**

8. **18**

3. **13**

9. **19**

4. **14**

10. **20**

5. **15**

6. **16**



Carrot Muffins

Ingredients (to make 24 muffins)

- 450 g caster sugar
- 250 ml vegetable oil
- 4 eggs
- 250 g carrots (finely grated)
- 250 g self-raising flour
- 1 teaspoon mixed spice
- 1 teaspoon ground cinnamon



Method

1. Preheat a 190°C/ Gas 5 oven
2. In a mixing bowl, combine the caster sugar, vegetable oil, eggs and the carrots. Mix well together.
3. Sift the dry ingredients into another bowl.
4. Add the dry ingredients to the other mixture.
5. Mix well together.
6. Pour the mixture into the cup cases filling two thirds ($\frac{2}{3}$) of the case each time.
7. Bake for 30 minutes until a skewer in the centre of the muffins comes out clean.
8. Let cool for 10 minutes.

Carrot Muffins Word search

H	A	Y	D	S	U	Z	Q	X	M	H	C	W	T	U
J	V	G	Q	Y	J	X	E	W	E	K	Z	H	L	H
H	K	F	C	H	S	V	T	Z	L	I	T	R	E	R
L	B	W	A	A	I	L	W	A	E	B	R	T	W	O
R	R	F	S	L	X	Z	E	A	B	B	W	W	B	O
O	G	W	T	F	T	N	N	F	U	F	K	U	D	U
B	A	C	E	W	Y	E	T	U	D	E	N	E	N	N
X	F	H	R	S	L	S	Y	W	P	H	R	R	V	Q
M	V	X	S	T	P	O	S	O	I	D	W	M	N	F
Q	R	T	U	K	U	W	I	E	N	I	M	V	G	L
C	X	B	G	Q	P	W	X	U	Z	E	E	C	R	O
Y	I	D	A	B	S	Y	H	L	N	I	B	H	S	U
B	S	V	R	E	U	Z	L	O	V	Z	S	O	K	R
A	J	X	J	G	L	A	B	S	Y	I	N	R	M	B
H	S	O	Z	P	D	A	D	L	L	P	N	Q	S	N

Find the answers in the word search above.

1. It takes _____ minutes to make carrot muffins.
2. From a packet of 50 muffin cases, you will have _____ left if you use this recipe.
3. Muffins bake in the oven for _____ an hour.
4. You need the same mass of carrots and _____.
5. Which ingredient is 50 g less than half a kilogram? _____.
6. You need a quarter of a _____ of oil.
7. To make 12 muffins you need _____ eggs.
8. To make 48 muffins you need five _____ grams of carrots.

HALVING THE RECIPE

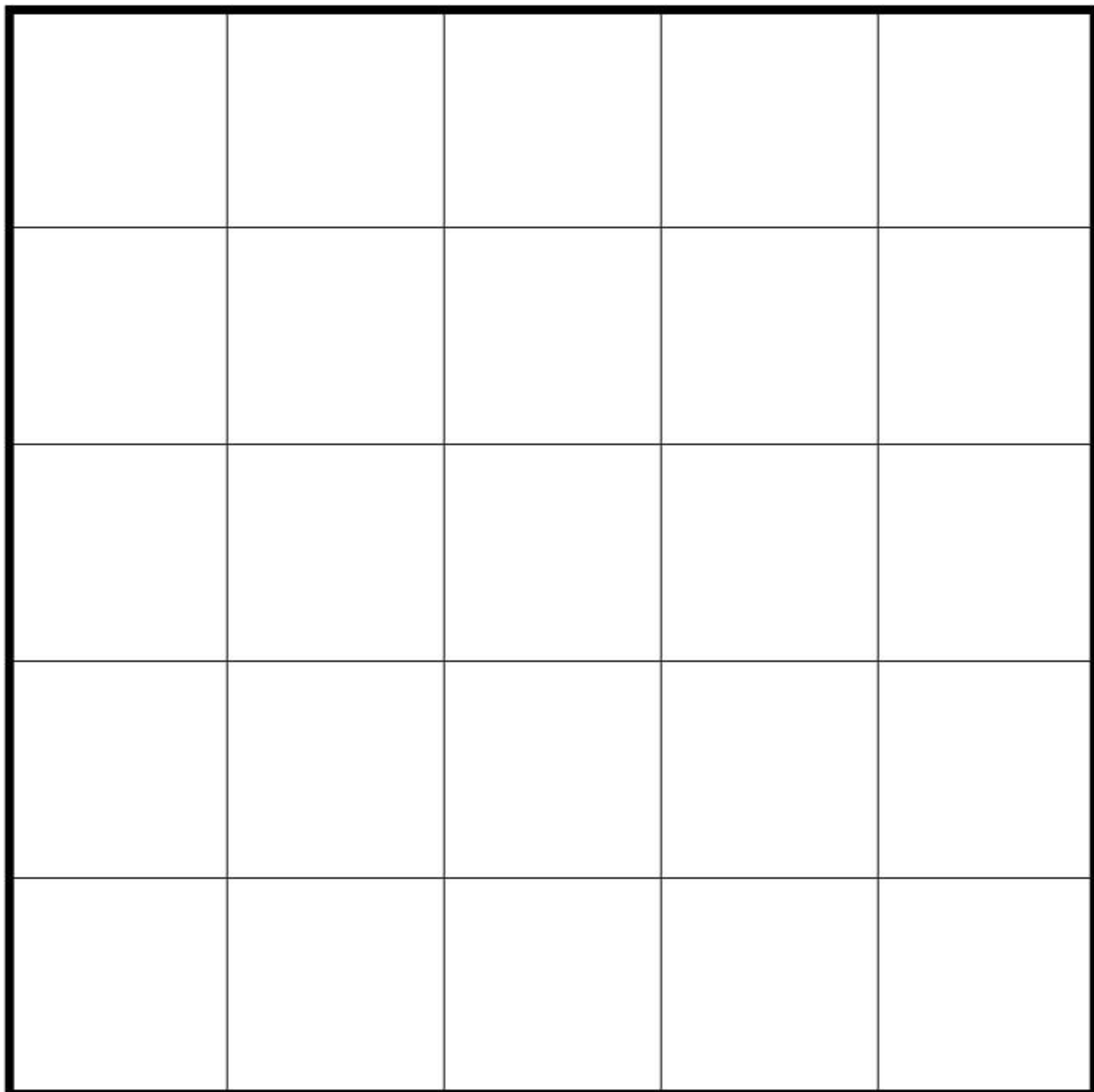


Hi kids! The recipe makes 24 muffins. I need to figure out the ingredients needed to make 12 muffins. Can you help me?

Ingredients to make 24 muffins	Ingredients to make 12 muffins
450 g caster sugar	
250 ml vegetable oil	
250 g self-raising flour	
250 g carrots	
4 eggs	
1 teaspoon mixed spice	
1 teaspoon cinnamon	

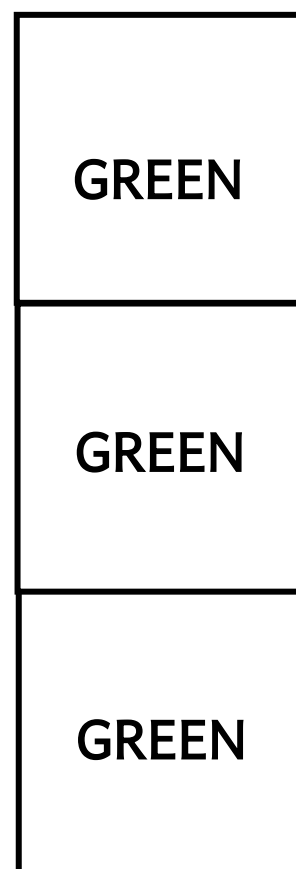
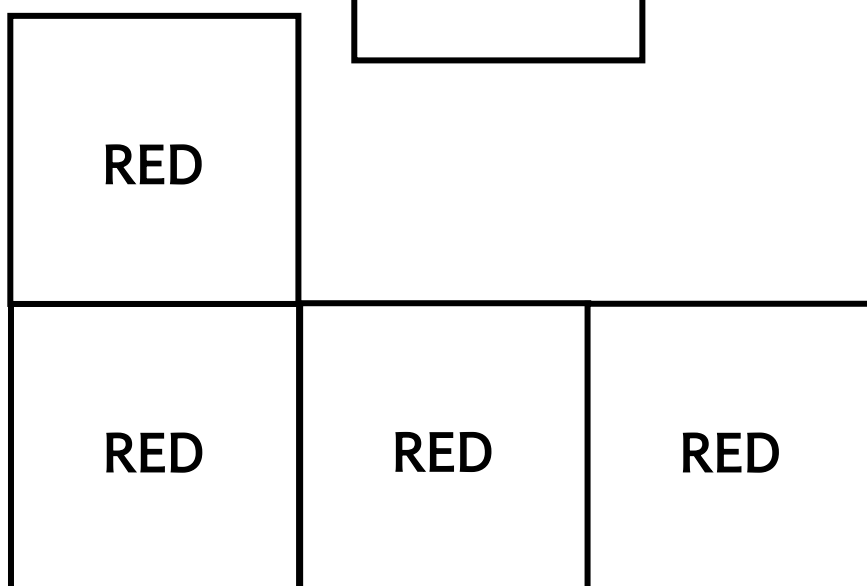
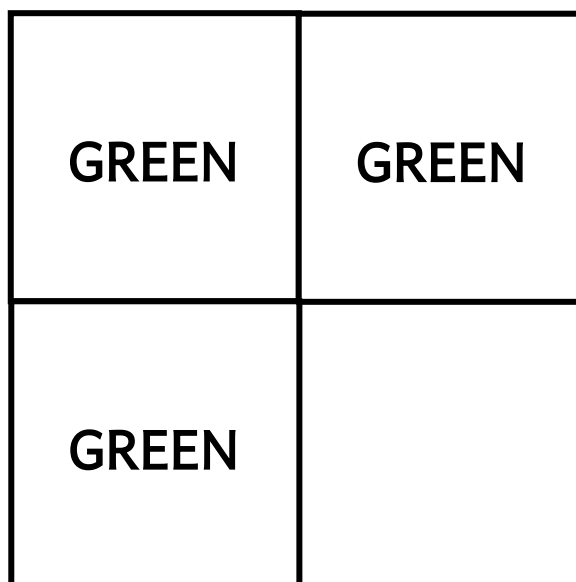

Colours and Space

Arrange the eight coloured pieces (see cut-out pages) on the grid below. Pieces of the same colour are not allowed to touch one another – not even at a corner. You may flip the pieces over or rotate them in any way.



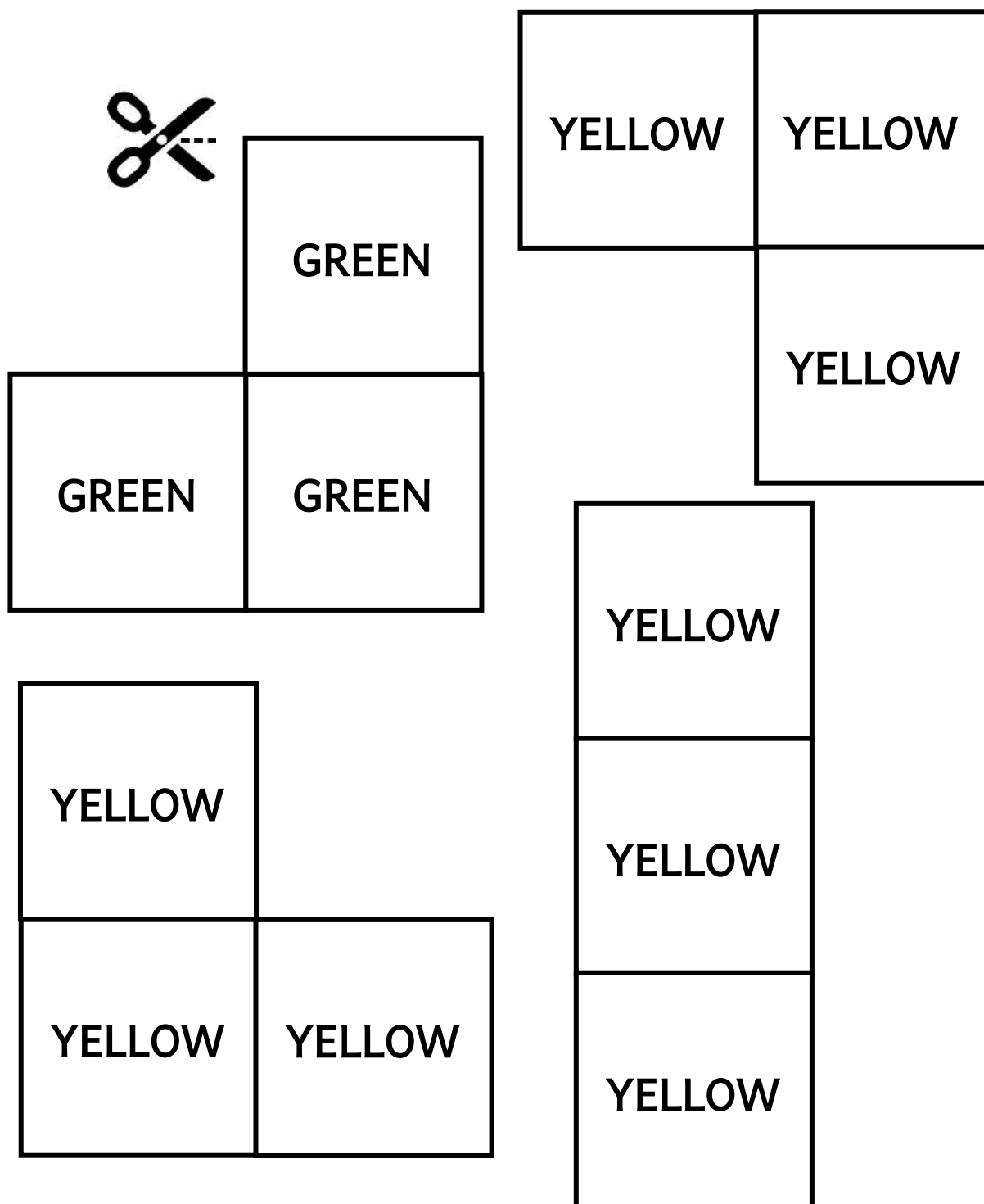
CUT-OUT SHEET

Colour these pieces according to the colour written on them. Then cut around each piece.



CUT-OUT SHEET

Colour these pieces according to the colour written on them. Then cut around each piece.



Answers for all tasks available on <https://primarymaths.skola.edu.mt/ftit-kuljum/>.