



Percentages



Watch this video on YouTube : <https://www.youtube.com/watch?v=hk1cRgGXOuE>

Ex A. Convert these fractions to decimals and percentages.

	Fraction	Decimal	Percent
	$\frac{43}{100}$	0.43	43 %

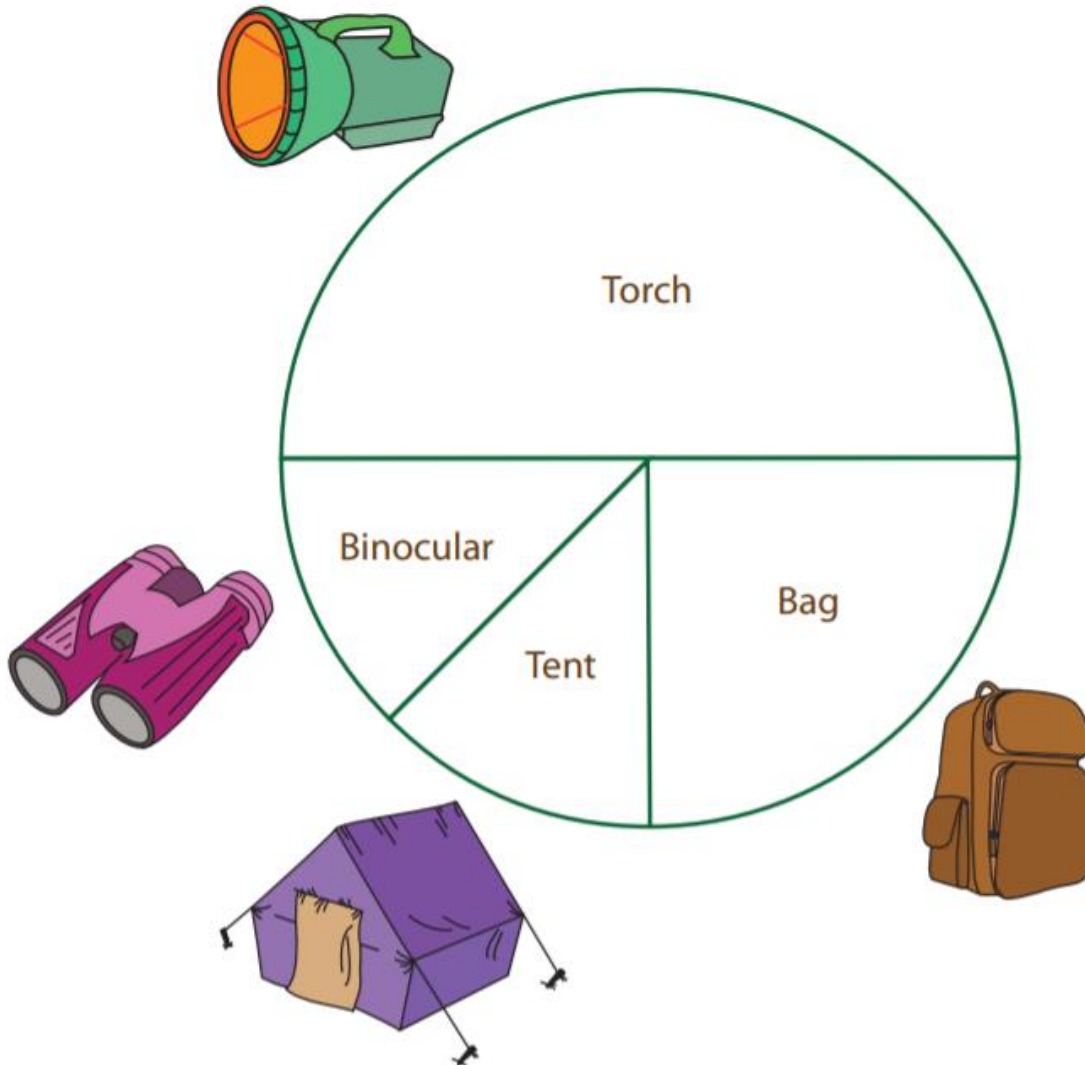
Ex B. Complete the table by filling in the missing fraction, decimal or percentage.

Fraction	Decimal	Percentage
$\frac{1}{4}$		
	0.1	
		50 %
$\frac{3}{4}$		
		20 %
	0.3	
$\frac{9}{10}$		
		60 %
$\frac{3}{20}$		
		85 %



Ex C. Pie Chart - Camping Supplies

Richard's Camping Store is the best for camping gear supplies. They made a pie graph on the sales of certain items during the month of July. Use the graph to answer the questions.








- 1) Which item sold the most in Richard's camping store? _____
- 2) What is the percentage of torches sold? _____
- 3) Did the store sell fewer bags or torches? _____
- 4) Is the sales % of bags more than the sales % of tents? _____
- 5) What is the percentage of bags sold? _____

Percentages: Answer Sheet

Watch this video on YouTube : <https://www.youtube.com/watch?v=hk1cRgGX0uE>

Ex A. Convert these fractions to decimals and percentages.

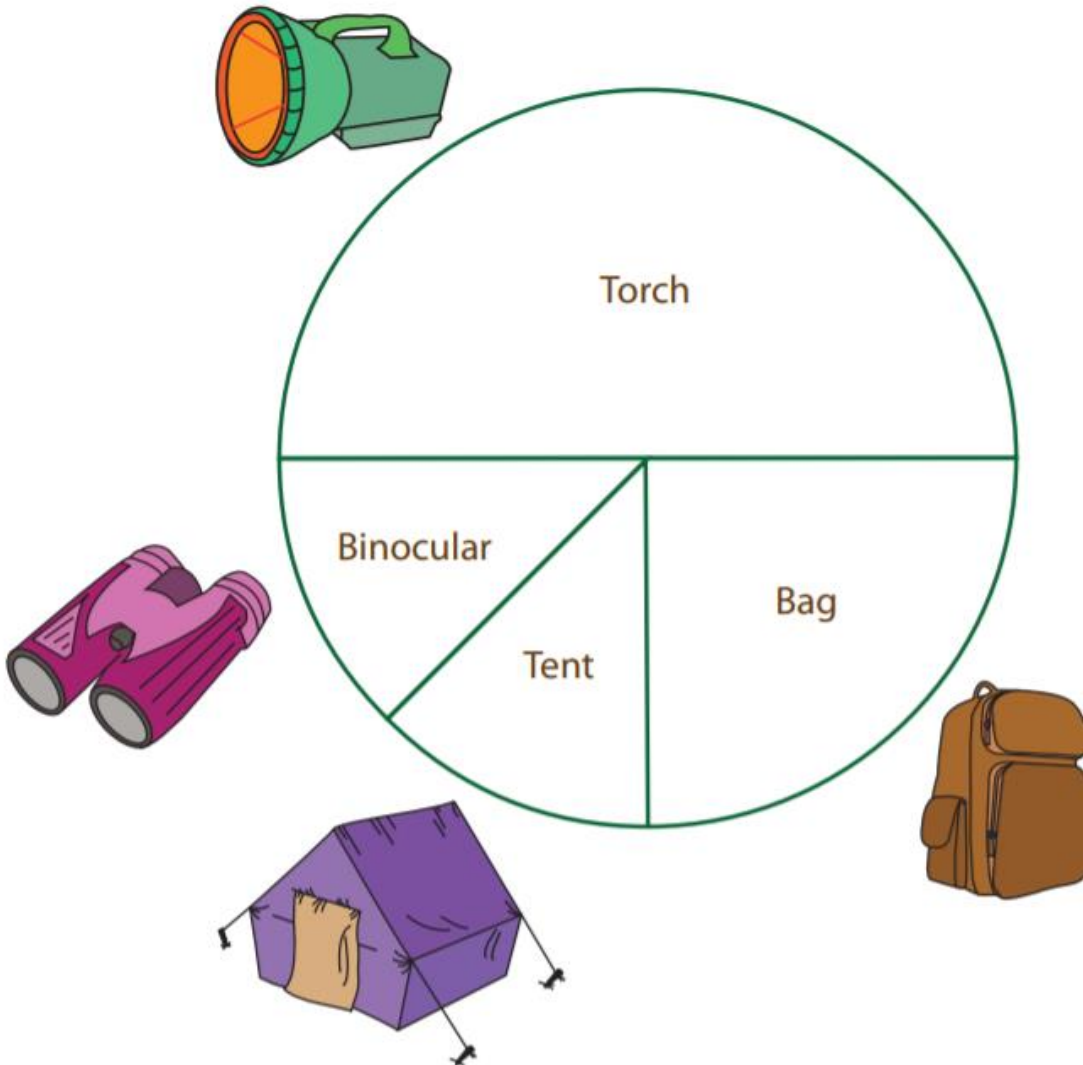
	Fraction	Decimal	Percent
	$\frac{43}{100}$	0.43	43 %
	$\frac{65}{100} = \frac{13}{20}$	0.65	65 %
	$\frac{98}{100} = \frac{49}{50}$	0.98	98 %
	$\frac{86}{100} = \frac{43}{50}$	0.86	86 %
	$\frac{28}{100} = \frac{7}{25}$	0.28	28 %

Ex B. Complete the table by filling in the missing fraction, decimal or percentage.

Fraction	Decimal	Percentage
$\frac{1(x\ 25)}{4(x\ 25)} = \frac{25}{100}$	0.25	25 %
$\frac{10}{100} = \frac{1}{10}$	0.1	10 %
$\frac{50}{100} = \frac{1}{2}$	0.5	50 %
$\frac{3(x\ 25)}{4(x\ 25)} = \frac{75}{100}$	0.75	75 %
$\frac{20}{100} = \frac{1}{5}$	0.2	20 %
$\frac{30}{100}$	0.3	30 %
$\frac{9}{10}$	0.9	90 %
$\frac{60}{100} = \frac{3}{5}$	0.6	60 %
$\frac{3(x\ 5)}{20(x\ 5)} = \frac{15}{100}$	0.15	15%
$\frac{85}{100} = \frac{17}{20}$	0.85	85 %

Ex C. Pie Chart - Camping Supplies

Richard's Camping Store is the best for camping gear supplies. They made a pie graph on the sales of certain items during the month of July. Use the graph to answer the questions.



- 1) Which item sold the most in Richard's camping store? Torch
- 2) What is the percentage of torches sold? 50 %
- 3) Did the store sell fewer bags or torches? Bags
- 4) Is the sales % of bags more than the sales % of tents? Yes
- 5) What is the percentage of bags sold? 25 %